



## 42 CIFA

42m 37m 180m<sup>3</sup>/hr

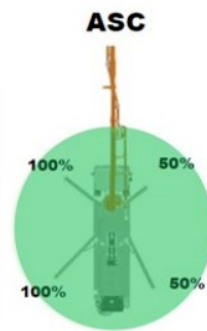
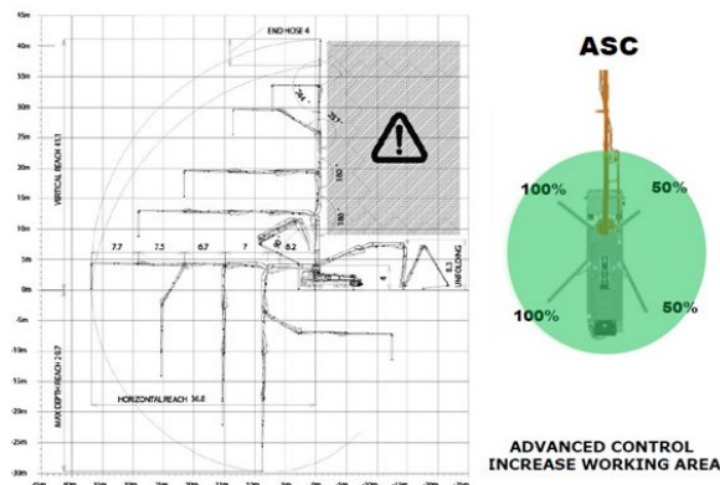
One of the most popular pumps in our fleet for those who need a reach of over 40m.

The CIFA 42m boom has Advanced Stability Control (ASC) – the latest in concrete pumping technology. The ASC allows the pump to set up in a smaller footprint than most machines of this size, whilst safely maintaining its large reach.

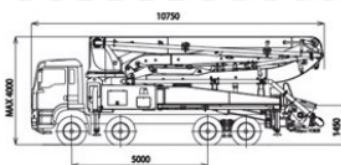
If you are working on a space restricted site but still need a reach of 40m+ this is the machine for you.

### Working Range Visual:

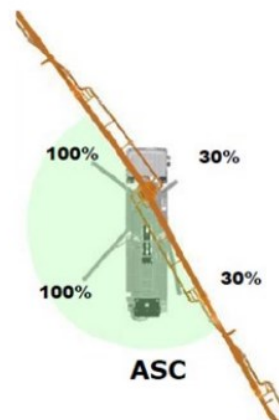
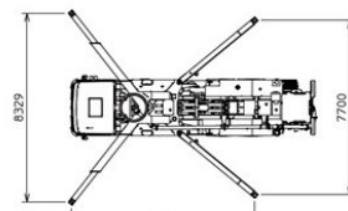
#### Working Range Visual:



ADVANCED CONTROL INCREASE WORKING AREA



Dimensions varying according to truck assembly



### Technical Details:

Delivery Cylinder	260mm
Delivery Stroke	2100mm
Output	Max 180m <sup>3</sup> /h
Delivery pressure	80 Bar
Strokes per minute	31
Weight	32000KG
Pressure connection	5"
Vertical reach	42M
Horizontal reach	37M
Front outrigger loading	225kN
Rear outrigger loading	225kN
Boom unfold height	8800mm
Length	10750mm approx.
Width	2800mm + wing mirrors
Minimum Travel Height	4000mm
Width front outrigger set up	8300mm
Width rear outriggers fully extended	7200mm
Width short rig front one side	Variable due to ASC
Width short rig rear one side	Variable due to ASC